

Remove coarse parts. Giving fine results.

HC HOMAG

Our Wide-Belt Sanding Machine
SANDTEQ W-200

YOUR SOLUTION







Discover the possibilities. The HOMAG SANDTEQ W-200.

For more than 70 years, HOMAG sanding technology has been renowned for its powerful wide-belt sanding machines and innovative surface processing. This includes special and universal sanding machines for calibration, fine sanding and lacquer sanding. Immer fokussiert auf die Bearbeitung von Holz und holzähnlichen Werkstoffen.

On-site, worldwide. HOMAG is present and active throughout the world. Whether consulting, selling or providing fast on-site service, HOMAG is ably supported and represented in over 65 countries.

YOUR SOLUTION


MORE: [HOMAG.COM](https://www.homag.com)



SANDTEQ W-200

CONTENT

- 04 Introduction
- 06 SANDTEQ W-200
- 08 Configuration models
- 10 Sanding heads technology
- 18 Special heads
- 22 Pressure beam systems
- 24 All inclusive
- 28 Options
- 32 Technical data
- 34 LifeCycleServices



Technology that inspires...

The following pages present the variety of our Sanding Machine SANDTEQ W-200 for the performance of customized sanding tasks in surface processing. Due to many configuration possibilities the SANDTEQ W-200 is an ideal solution for the demanding craftsman as well as

for industrial requirements. With many years of experience and close customer contact, HOMAG Sanding Technology provides a wide product range for customer-specific tasks. Everything for the right finish, as this is the prerequisite for a perfect surface. That's HOMAG Sanding Technology.

“The SANDTEQ W-200 – provides most demanding sanding technology for everyone with the Super Finish Head with internal lamella belt - sanding made easy!”

Jens Brinkmann, Product Management Surface Processing, HOMAG



Workpiece thickness measuring

Automatic measuring of workpiece thickness and automatic set-up of the machine to the measured thickness.



Grit size compensation

Simple and precise grit size compensation by adjustment via hand wheel. Dimensions for the grit size compensation are provided in the respective sanding programme.



Solid machine frame

Very rigid frame design with high running precision and good access e.g. for cleaning.

Up to **2** heads in
a single machine frame

Working width

1350 mm

7 head combinations

Very stable – total weight up to


4,000
kg for an SANDTEQ W-200 (CH)



The SANDTEQ W-200

The series is as versatile as its users. On the basis of extensive experience and professional know-how, the available head combinations are adjusted to your conditions

and tasks. Learn more about our performance packages with an optimal price-performance ratio.




- 1** Secure, careful workpiece transport for years. Highquality feed belts and specially rubberized rollers ensure this.
- 2** Air-conditioning unit for areas with high ambient temperatures and for increasing the durability of electronic components
- 3** Switch cabinet
- 4** Touchscreen Operator Terminal
- 5** Not just for doors. Belt changing side with window insert. This gives an insight into the process and ensures improved dust extraction thanks to air inlets. The E-lock protects employees.
- 6** The constant working height enables the use of various infeed and outfeed extensions. Here is a folding table extension.
- 7** In the machine base are for example the drive motors, vacuum ventilator and the height adjustment. No additional space requirements and dust-protected.



Workpiece thickness setting by four threaded spindles adjusting the upper machine frame.



Solid guidance by rubber-covered pressure rollers
Spring-loaded pressure rollers with solid guidance. The pressure elements are situated with minimum distance to the intervention area. An additional pressure roller is in front of and behind the workpiece detection.





Optimal tracing
Electronically controlled segmented pressure beam system for efficiently retaining the pressure of the sanding belt. Automatic adjustment to the segments on the surface of the workpiece

Do whatever you want...!

Depending on the focus of the application and the quantity of the volume to be processed, machines are available comprising one to two heads and valuable optional extras. You can benefit from our machines, optimized by the

experience of our application engineers together with our customers. These models ensure the right finish, because this is the prerequisite for a good surface result.

SANDTEQ W-200 / 1- AND 2-BAND MACHINES					
Configuration	Head	Pressure beam systems	Solid wood	Veneer	Lacquer
L		acp [®]	■		
C		eps [®]	■	■	□
RL		acp [®]	■ ■		
RC		eps [®]	■ ■	■	□
RH		eps [®]	■ ■	■	□ □
CC		eps [®]	■ ■	■ ■	□
CH		eps [®]	■ ■	■ ■	□ □

As standard:

- Well suited
- ■ Very well suited

Available as option:

- Well suited
- □ Very well suited



L-Head |

The 2-in-1 head

You require calibration and fine sanding of solid wood and wood-based materials? And that in a very small space? Then you are in the right place.

- **Combined head with profiled contact roller and acp® system.**
- **The use of the contact roller in the L-Head allows precise calibration without “wash-out effect”.**
- **With the pneumatic pressure beam with acp® system, the entire working width is sanded to the right pressure, ensuring constant surface quality.**

Applications:


- **Calibration and fine sanding of solid wood and wooden materials**

Range of useful grains:

- **Calibration: P60 - P120**
- **Fine sanding: P120 - P220**

“If versatility is more important than high volumes, then the universal L-Head is your best choice!...”

Johann Oestmann, Application Engineering Surface Processing, HOMAG



Standard
ACP pneumatically supported pressure beam system

Detects incoming workpieces and thus controls the exact engagement and disengagement of the sanding pad on the front and rear edge (more on page 22).



Standard
Contact roller with manual grain size offset

Always the correct final dimension by offsetting the thickness differences between different grain sizes.


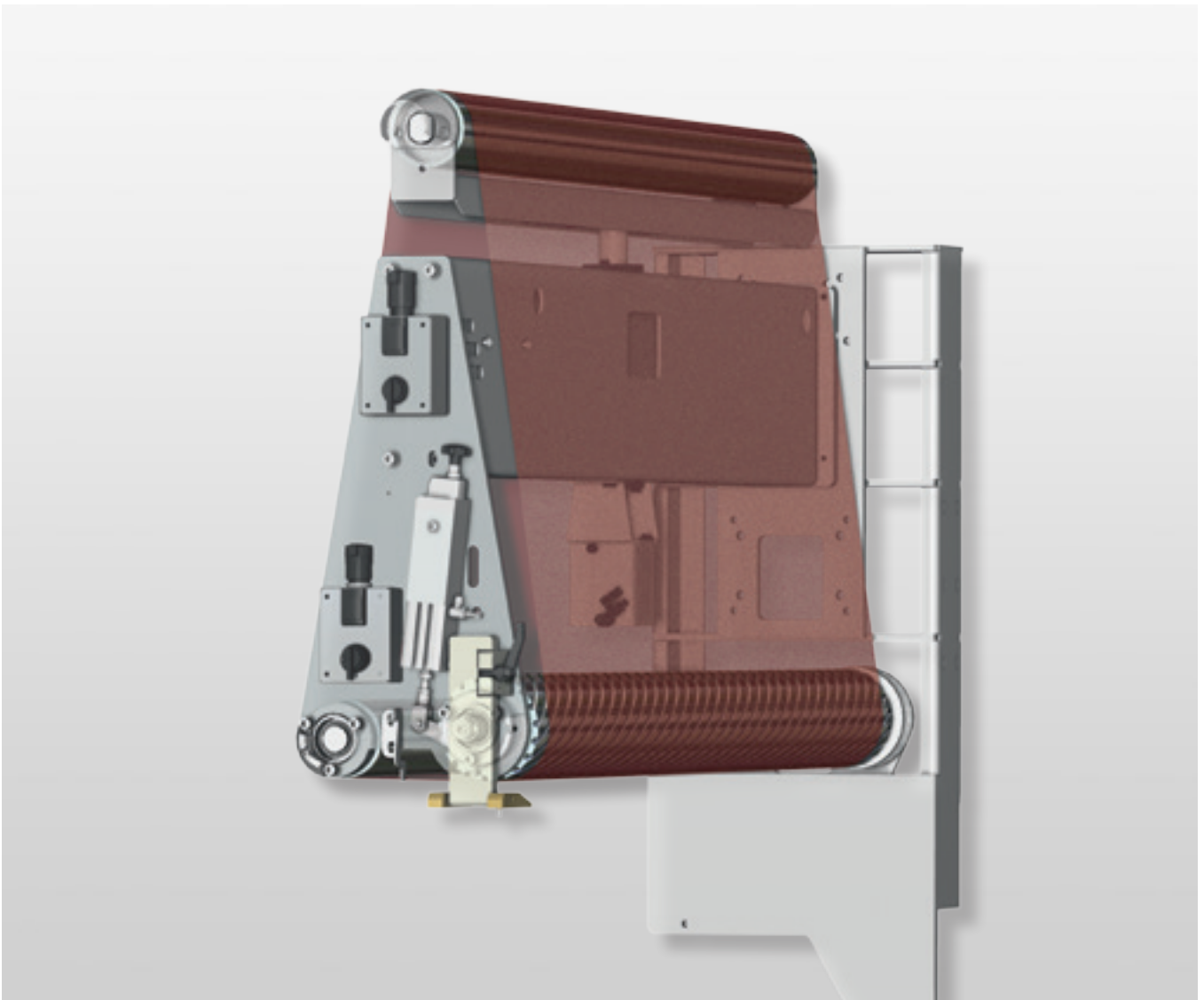


Standard
Motors with 15 kW

Drive power, together with material hardness, sanding materials and feed speed determine maximum chip removal

Optional
Frequency controlled motors

If a defined surface quality is required



Optional
Sanding elements with various degrees of hardness

- Hard, preventing the washout effect
- Soft for more adaptability


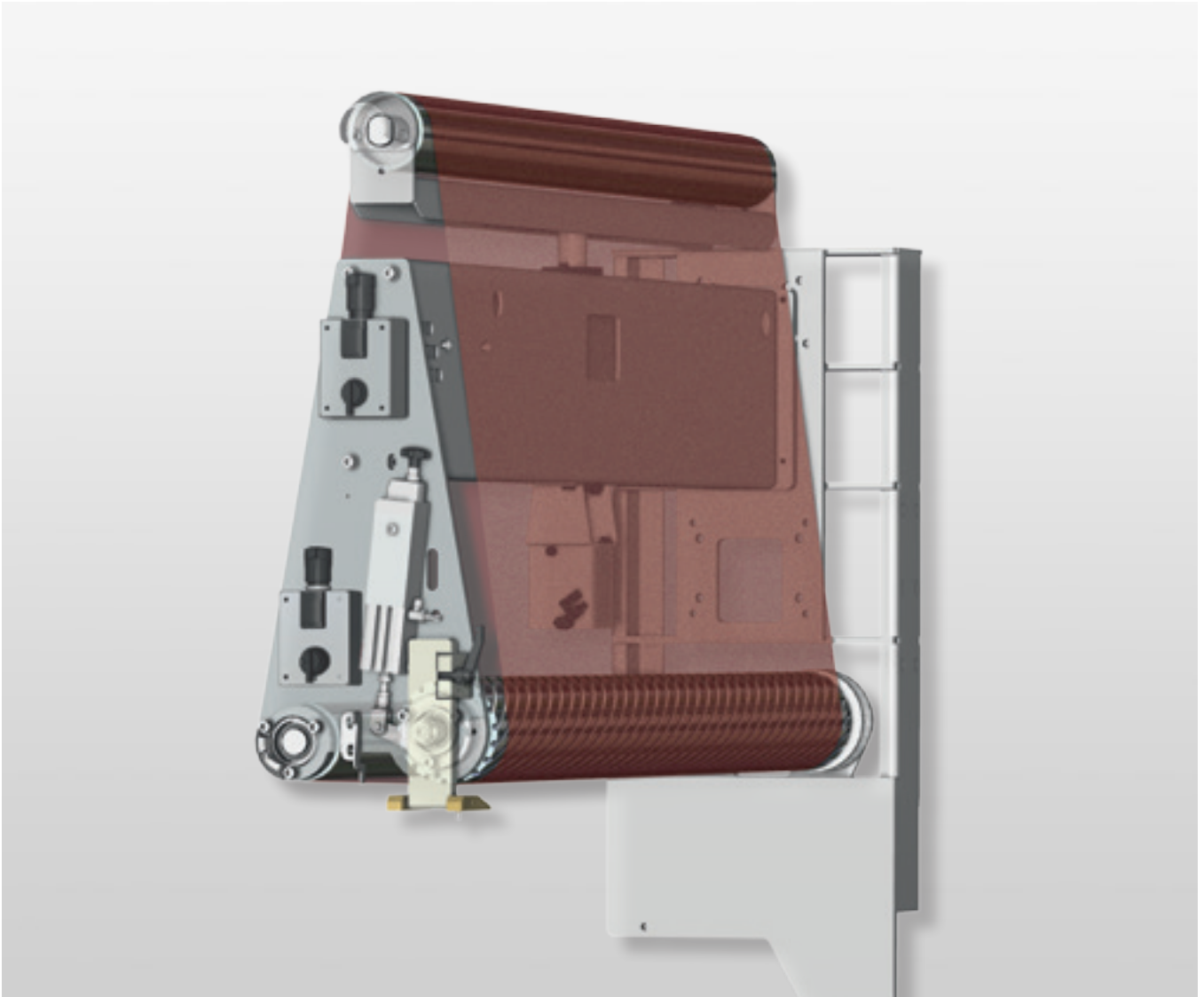


Optional
Profiled contact rollers made of:

- Steel
- Rubberized in different Shore hardnesses



Optional
Sanding belt blow-off device
 Higher surface quality and longer sanding belt tool life.



Standard
eps segmented pneumatic pressure beam system

- with 50 mm workpiece detection (more on page 23).



Standard
Contact roller with manual grain size offset

Always the correct final dimension by offsetting the thickness differences between different grain sizes.



Standard
Grounding on sanding element

- Grounding of the entire sanding element to prevent the workpiece and sanding belt electrostatically charging

C-Head |

Fine sanding head with additional calibration function

You require calibration and fine sanding of solid wood, wood-based material and lacquered surfaces? And that in a very small space? Then you are in the right place.

- **Combined head with profiled contact roller and eps® system.**
- **The use of the contact roller in the C-Head allows precise calibration without “wash-out effect”.**
- **By using the electronically controlled segmented pad with eps®-system thickness tolerances of veneered and lacquered workpieces of up to 2 mm are compensated.**

Applications:

- **Veneer sanding**
- **Calibration, intermediate and fine sanding of solid wood, wooden materials and lacquered surfaces (Option)**

Range of useful grains:

- **Calibration: P60 - P120**
- **Fine sanding: P120 - P400**

“If it’s versatility you are after, combined with the security of the segmented pressure beam – at lower volumes – then the universal C-head fits the bill!”

Ralf Schröder, Central Sales Surface Processing, HOMAG



Standard

Motors with 15 kW

Drive power, together with material hardness, sanding materials and feed speed determine maximum chip removal

Optional

Frequency controlled motors


If a defined surface quality is required



Optional

Sanding belt blow-off device

Higher surface quality and longer sanding belt tool life.



Optional

Sanding elements with various degrees of hardness

- **Hard, preventing the washout effect**
- **Soft for more adaptability**

H-Head |

Fine sanding to perfection

Do you place value on high-quality surfaces? Then you are in the right place. This head is suitable for veneer, paint and filler sanding.

- By using the pressure pad with eps® system thickness tolerances of up to 2 mm are compensated.
 - Can adapt to the most varied of materials thanks to infinitely variable cutting speed (optional)
 - No 'sand throughs' on the surface or at edges.
 - A homogeneous, smooth surface is produced particularly by the use of the lamellar pressure belt.
- This prevents unwanted oscillation tracks.

- Lower sanding temperatures increase the tool life of the sanding tool.

Applications:


- High-quality sanding finish on a variety of surfaces
- Paint and filler sanding up to very fine grains
- Solid wood pulp, particularly in the case of frame parts

Range of useful grains:

- High gloss preparation sanding up to P1200 grit

“When it comes to highest surface quality in wide-belt sanding, then the H-Head is the specialist...”

Johannes Sedlak, Central Sales Surface Processing, HOMAG



Standard
eps segmented pneumatic pressure beam system

- with 50 mm workpiece detection (more on page 23).




Standard
Lamellar pressure belt



Standard
Contact roller with manual grain size offset

Always the correct final dimension by offsetting the thickness differences between different grain sizes.



Standard

Motors with 15 kW

Drive power, together with material hardness, sanding materials and feed speed determine maximum chip removal

Optional

Frequency controlled motors

If a defined surface quality is required



Standard

Simple installation of sanding belt


- Positioning units at the head provide an easy change of the sanding belt



Optional

Sanding belt blow-off device

Higher surface quality and longer sanding belt tool life.



Standard
Contact roller with manual grain size offset

Always the correct final dimension by offsetting the thickness differences between different grain sizes.



Standard
Head locking

- Safe and simple quick lock of heads and fast change of sanding belt



Standard
Part guidance by rubberised pressure rollers

- Spring-loaded pressure rollers with stable guiding function
- Pressure elements with minimum spacing to the intervention area

R-Head |

Dimensional accuracy with tight tolerances

Do you machine large quantities of solid wood and want to calibrate to full width with high removal rates? Then you are in the right place.

- **The head for calibration and roughening of surfaces.**
- **The R-head allows precise calibration with high stock removal rates. Very efficient: the maintenance-free profiled contact roller. It avoids the so-called “wash-out effect” – possible when sanding wood with large density differences (summer resp. late wood).**

Applications:

- **Calibrated sanding of wood and wood materials**
- **Roughening of surfaces suitable as mechanical key for glueing**

Range of useful grains:

- **Calibration: P60 - P120**

„The R-head impresses through accurate calibration with high removal rates...“

Ulrich Hartner, Central Sales Surface Processing, HOMAG



Standard

Motors with 15 kW

Drive power, together with material hardness, sanding materials and feed speed determine maximum chip removal

Optional

Frequency controlled motors

If a defined surface quality is required



Optional

Contact roller

- Rubberised contact roller with 140 mm diameter



Optional

Sanding belt blow-off device

Higher surface quality and longer sanding belt tool life.



1

Barrel brush head | 3D finish



- Fine sanding of wood and wood-based materials, as well as painted surfaces
- Refining the sanding pattern of upstream processes
- Suitable for machining three-dimensional workpiece surfaces

2

Structuring brush Anderlon

- Ideal for light to medium structuring of hard- and softwood

Optional brush with quick-change device



3

Structuring brush Stranded wire

- Well suited for intense structuring of hard- and softwood

4


Glazing brush

- Recommended to smooth and to emphasize pores on lacquered surfaces




Everything under control with the operating concept of the SANDTEQ W-200

Here, everything has its order. From setting the belt tension to the automatic head locking mechanism to the grain offset — everything is clearly structured and logically organized.







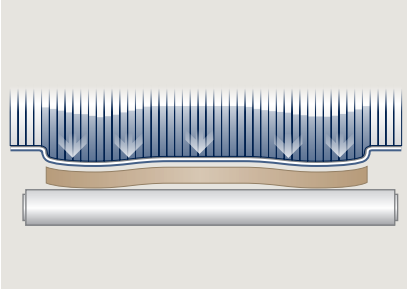
The non-segmented pressure beam evenly sands workpieces. It is often used directly downstream of calibration heads.

ACP – The air cushion sanding pad

Efficient and accurate sanding... the acp® (air cushion pad) controlled pneumatic pressure beam system detects incoming workpieces and thus controls the engagement and disengagement of the sanding pad on the front and rear edge.

Highlights:

- **Pneumatic pressure pad system for the right pressure over the entire working width**
- **Adjustable sanding pressure for consistent surface quality**
- **Optimal for processing solid wood**



Pressure and compensation behaviour of the individual segments for warped workpieces or workpieces with thickness tolerances. Within the tolerance range of max. 2 mm, the same contact pressure is always exerted on the various parts of the workpiece.

EPS – The electro-pneumatic pressure beam



The machine's electronics ensure the optimum sanding pressure on all areas of a workpiece, guaranteeing a perfect sanding result. The EPS® system developed by HOMAG meets these requirements perfectly. For example, the individual segments automatically adjust themselves to uneven sections in the workpiece within a tolerance range of max. 2 mm to ensure that each part of the workpiece always receives the correct sanding pressure. Moreover, differences in thickness from workpiece to workpiece are easily handled. The eps® system works electro-pneumatically with a segment width of 50/25 mm (25 mm Option).

Highlights:

- **Electronically controlled segmented pressure beam system for efficiently retaining the pressure of the sanding belt**
- **25 mm segment width (Option) for perfect sanding results across all areas of the workpiece**
- **Automatic adjustment to the segments on the surface of the workpiece**
- **Up to 2 mm tolerance compensation**

eps® 





Head locking

- Safe and simple quick lock of heads and fast change of sanding belt




All inclusive

With the SANDTEQ W-200 you are provided with top-quality equipment from the very beginning. Elementary technologies that ensure lasting first-class processing quality are included as standard.


Contactless sanding belt oscillation

- The sanding belt is controlled via large light sensors
- This produces an exceptionally calm oscillation



Workpiece thickness setting

- Workpiece thickness setting by four threaded spindles



Workpiece thickness measuring

- Device for automatic thickness measurement
- Machine set independently to the required thickness



Feeding unit

- Frequency-controlled, infinitely variable feed
- High quality multi-ply conveyor belt



Rubberised pressure rollers

- Spring-loaded pressure rollers with stable guiding function
- Positioned close to sanding heads
- Pressure rollers in front of and behind workpiece sensing zone

All inclusive


Standard highlights include:

- Constant working height
- Touchscreen Operator Terminal
- Infeed rollers ensure easy workpiece handling
- Thickness adjustment (3-200 mm) and constant working height (900 mm) by adjustment of the upper frame of the machine.
- Frequency-controlled, infinitely variable feed
- Maintenance-free, electronic brake assembly
- Opto-electronic sanding belt controller
- Prepared slots for retrofitting various brushing and cleaning heads



Grit size compensation

- Very simple and precise grit size compensation by adjustment via hand wheel
- Dimensions for the grit size compensation are provided in the respective sanding programme



Solid machine frame

- Very rigid frame design with high running precision and good access e.g. for cleaning




Segmented pressure pad system (C- and H-head)

- Optimal pressure due to small segment width of 50 / 25 mm (25 mm option)



Simple installation of sanding belt

- Positioning units at the head provide an easy change of the sanding belt




Grounding on sanding element

- Earthing of the complete sanding insert to avoid electrostatic charge of workpiece and sanding belt



Folding table

- Stable folding table — A useful addition when space is tight



Powered finishing brush

- For gentle cleaning of the workpiece surface with horse hair trim



Cart

- For facilitating exchange of brush heads, on change rack
- 2 carts are recommended: one for removing the brush from the machine and a second one for safely storing the spare brush and protecting it against damage




Workpiece cleaning rotors

- Workpiece cleaning using rotating blow-off sprayers
- Ionisation unit to neutralise electrostatic charge for improved workpiece cleaning

Optional extras that are really worth it!

Would you like a little more? With our optional extras, you have all options you need to adapt your wide-belt sanding machine to the requirements of your production.



Air-jet belt blower

- Integrated air-jet belt blower
- Workpiece-controlled for low compressed air consumption



Vacuum clamping system

- For safe transport of small resp. lacquered workpieces
- Option 1: prepared
- Option 2: integrated
- Option 3: divided vacuum table, recommended for small workpieces



Lacquer sanding pack for C- and H-Heads consisting of:

- Vacuum
- Upgrade to segment width 25 mm
- Infinitely variable frequency-controlled cutting speed
- Integrated air-jet belt blower
- Additional sanding insert

Also available (not shown):

- Frequency inverter for brush
- Rubberised contact rollers
- Roller table at outfeed



Infinitely variable control of the cutting speed

- Speed control via the frequency converter
- Power transmission via Poly-V-belts.




Air-conditioner

- Air-conditioning unit for switch cabinet for regions with high ambient temperatures



The drive side of the SANDTEQ W-200

The stable machine frame has been designed with considerable experience and industry expertise. This has made for exceptional smoothness and torsion resistance. Clearly the benchmark in this class.



Technical data

This series covers a wide range of applications. The SANDTEQ W-200 with 1 or 2 heads and 1350 mm working width can be configured for all manner of applications.

SANDTEQ W-200		
Configuration	Model 215	Model 225
Number of heads	1	2
Working width mm/inch	1350/53"	1350/53"
Abrasive belt width mm/inch	1370/54"	1370/54"
Abrasive belt length mm/inch	2150/85"	2150/85"
Workpiece thickness min. – max. mm / inch	3-200 / 1/8" -8"	3-200 / 1/8" -8"
Compressed air consumption bar / max l/min (without options)	6 / 20	6 / 40 6 / 60 (RH / CH)
Dust extraction approx. m ³ /h (without options)	1 830	3 660
Length / Width / Height mm	2390 / 1850 / 2100-2290	2390 / 1850 / 2100-2290
Total connected load kW (without options)	17	32
Weight approx. kg	3100	4000





HOMAG LifeCycleServices

The sale of our machines comes with all-in optimum service backup and individual advice. We support you with service innovations and products which are especially tailored to your requirements. With short response times and fast

customer solutions we guarantee consistently high availability and economical production – over the entire life cycle of your machine.



Remote Service

- Hotline support via remote diagnosis regarding control, mechanics and process technology. Thus the on-site service can be reduced by 85.2 %!
- Mobile applications such as ServiceBoard reduce the costs through fast help in case of troubles by mobile live video diagnosis, online service message and the online spare parts shop eParts



Spare Parts Service

- Identify, request and order spare parts around the clock via www.eParts.de
- Local availability of parts offered by our sales and service companies as well as sales and service partners all over the world
- Reduction of downtimes through defined spare parts and wear parts kits



Modernization

- Keep your machinery up-to-date and increase your productivity as well as your product quality. This is how you can meet tomorrow's requirements today!
- We support you with upgrades, modernization as well as individual consultancy and developments



**HOMAG Finance –
precisely the right financing**

- We offer you tailored financing proposals for your machinery or plants. Our financial advice goes hand in hand with our expertise relating to technical questions. Your personal contact partner will take care of the entire process
- The benefit for you: The ability to invest without delay in new technologies and remain financially flexible.

1.200
Service employees around the world

5.000
customer training sessions per / year


> 90%
less on-site-services through successful remote diagnosis

>150.000
machines, all electronically documented in 28 different languages – in eParts



Trainings

- The trainings perfectly suit to your requirements. Through this your machine operators can operate and maintain the HOMAG machines optimally.
- The trainings also include customer-specific training documents with practice-proven exercises



Software

- Telephone support and consultancy through software support
- Digitalization of your sample parts via 3D scanning saves time and money compared to new programming
- Subsequent networking of your machinery with intelligent software solutions ranging from construction to production



Field Service

- Increased machine availability and product quality by certified service staff
- Regular checks through maintenance / inspection guarantee the highest quality of your products
- We offer you the highest availability of technicians in order to reduce downtimes in case of unpredictable troubles

HOMAG Group AG

info@homag.com

www.homag.com



YOUR SOLUTION